









Overview of L3 Kigre’s Diode-Pumped 1.54 μm Erbium Glass Laser Transmitters

Leaders in Solid State Laser Components



1. PASSIVELY Q-SWITCHED LASERS WITH INTEGRATED PHOTODIODE

MK-11	0.8+ mJ, 1 to 2 Hz, 6 ns	
MK-11 LW	0.8+ mJ, 1 to 5 Hz, 6 ns	
MK-82/MK-82 LW	2+ mJ, 1 to 2 Hz, 6 ns	
MK-85	2+ mJ, 1 to 10 Hz, 6 ns	
MK-88	3+ mJ, 1 to 10 Hz, 6 ns	

2. PASSIVELY Q-SWITCHED LASERS WITH NO INTEGRATED PHOTODIODE

MK-2	200+ μJ , 1 to 2 Hz, 6 ns	
JAM-11F	0.8+ mJ, 1 to 2 Hz, 6 ns	
MK-25- (100 A/150 A)	2+ mJ, 1 to 5 Hz, 6 ns	

3. ACTIVELY Q-SWITCHED LASERS

AO-610	6+ mJ, 1 to 10 Hz, 6 ns	
AO1010	7+ mJ, 1 to 30 Hz, 6 ns	

L3 Kigre, Inc.
 100 Marshland Road
 Hilton Head, SC 29926
 Tel: 843-681-5800
 Fax: 843-681-4559
 Email: info.kigre@L3T.com
www.L3T.com/Kigre

This document consists of general capabilities information that is not defined as controlled technical data under ITAR Part 120.10 or EAR Part 772. Data, including specifications, contained within this document are summary in nature and subject to change at any time without notice at L3 Technologies' discretion. Call for latest revision. All brand names and product names referenced are trademarks, registered trademarks, or trade names of their respective holders. Rev 006h

© Copyright 2018 L3 Technologies, Inc., Kigre division. Specifications are approximate and subject to change without notice.